



TAB 6

**Report to Convocation
September 24, 2015**

Tribunal Committee

Committee Members

Barbara Murchie (Chair)
Peter Wardle (Vice-Chair)
Raj Anand
Larry Banack
Marion Boyd
Jack Braithwaite
Christopher Bredt
Robert Burd
Lee Ferrier
Rocco Galati
Isfahan Merali
Baljit Sikand

Purpose of Report: Information

**Prepared by the Policy Secretariat
(Sophia Sperdakos 416-947-5209)**

TABLE OF CONTENTS

Information

Tribunal 2015 First and Second Quarter Statistics

TAB 6.1

COMMITTEE PROCESS

1. The Committee met on September 10, 2015. Committee members Barbara Murchie (Chair), Larry Banack, Jack Braithwaite, Marion Boyd, Chris Bredt, Robert Burd, Lee Ferrier, Rocco Galati, Isfahan Merali and Baljit Sikand participated. Tribunal Chair, David Wright, and staff members Grace Knakowski, Lisa Mallia and Sophia Sperdakos also attended.

INFORMATION

TRIBUNAL 2015 FIRST AND SECOND QUARTER STATISTICS

2. The Tribunal's quarterly reports for the first and second quarters of 2015 are set out at [TAB 6.1.1: 2015 Q1 Final](#) and [TAB 6.1.2: 2015 Q2 Final](#) for information.
3. Ongoing collection and reporting of Tribunal operational statistics assist the Tribunal, the Committee and Convocation in their consideration of the implementation of the new model and of certain processes and statistical trends.



Law Society Tribunal
Tribunal du Barreau

2015 LAW SOCIETY TRIBUNAL STATISTICS

First Quarter Report: January 1, 2015 to March 30, 2015

Files Opened 3

Files Closed 4

Open Files at the End of Each Quarter..... 6

Summary Files Opened and Closed..... 8

Open Summary Files at End of Quarter 8

Number of Lawyers and Paralegals Before the Tribunal..... 9

Number of Files and Frequency Before the Tribunal 10

Total Hearings Scheduled and Vacated 11

Reasons for Vacated Hearings 12

Calendar Days Scheduled and Vacated..... 13

Reasons For and Number of Resulting Vacated Calendar Days 14

Parties' Adjournment Requests 15

Parties' Position on Adjournment Requests 16

 Lawyer Matters 16

 Paralegal Matters 16

Tribunal Reasons Produced and Published 17

Files Opened

The Tribunal opens a file when it is issued upon the filing of an originating process that has been served on the parties. An originating process includes a notice of application, referral for hearing, motion for interlocutory suspension or practice restriction, and appeal.

Files related to the same lawyer or paralegal that are heard concurrently are counted as separate files.

NOTE – In all tables in this document, numbers in parentheses are 2014 figures.

Table 1 Number of lawyer and paralegal files opened in the Hearing and Appeal Divisions for each quarter.

	Q1	Q2	Q3	Q4	Cumulative
Total Files	42 (38)				42 (38)
Lawyer	31				31
Paralegal	11				11
Hearing Files	36 (36)				36 (36)
Lawyer	26				26
Paralegal	10				10
Appeal Files	6 (2)				6 (2)
Lawyer	5				5
Paralegal	1				1

Files Closed

The Tribunal closes a file after the final decision and order, and reasons if any, have been delivered or published. A file that is closed in a quarter may have been opened in that same quarter or any time prior.

Table 2 Number of lawyer and paralegal files closed in the Hearing and Appeal Divisions for each quarter.

	Q1	Q2	Q3	Q4	Cumulative
Total Files	51 (44)				51 (44)
Lawyer	40				40
Paralegal	11				11
Hearing Files	45 (35)				45 (35)
Lawyer	35				35
Paralegal	10				10
Appeal Files	6 (9)				6 (9)
Lawyer	5				5
Paralegal	1				1

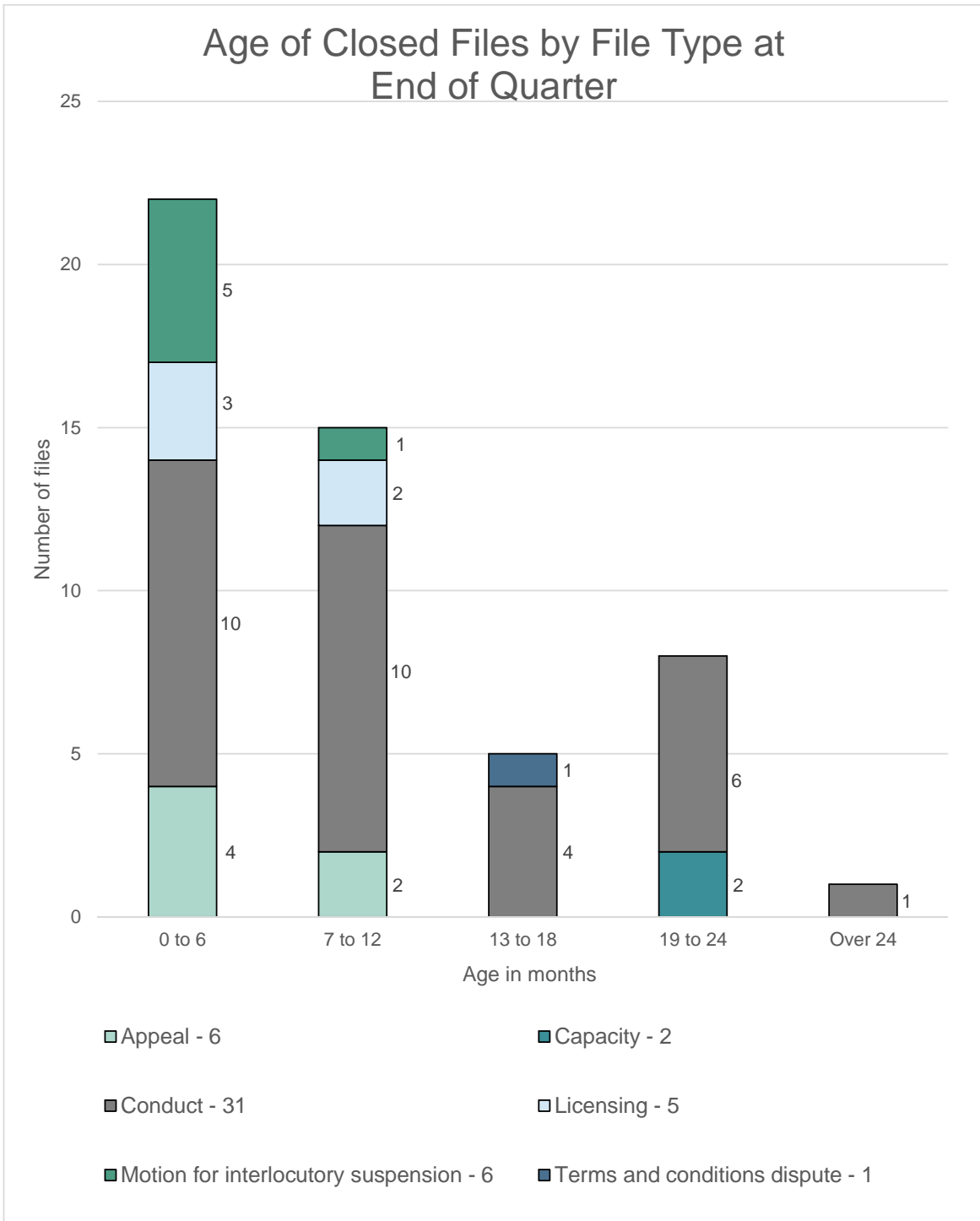


Figure 1 Number and age of files closed in each file type.

Open Files at the End of Each Quarter

Table 3 Number of lawyer and paralegal files that were open at the end of each quarter.

	Q1	Q2	Q3	Q4
Total Files	145 (179)			
Lawyer	124			
Paralegal	21			
Hearing Files	127 (162)			
Lawyer	108			
Paralegal	19			
Appeal Files	18 (17)			
Lawyer	16			
Paralegal	2			

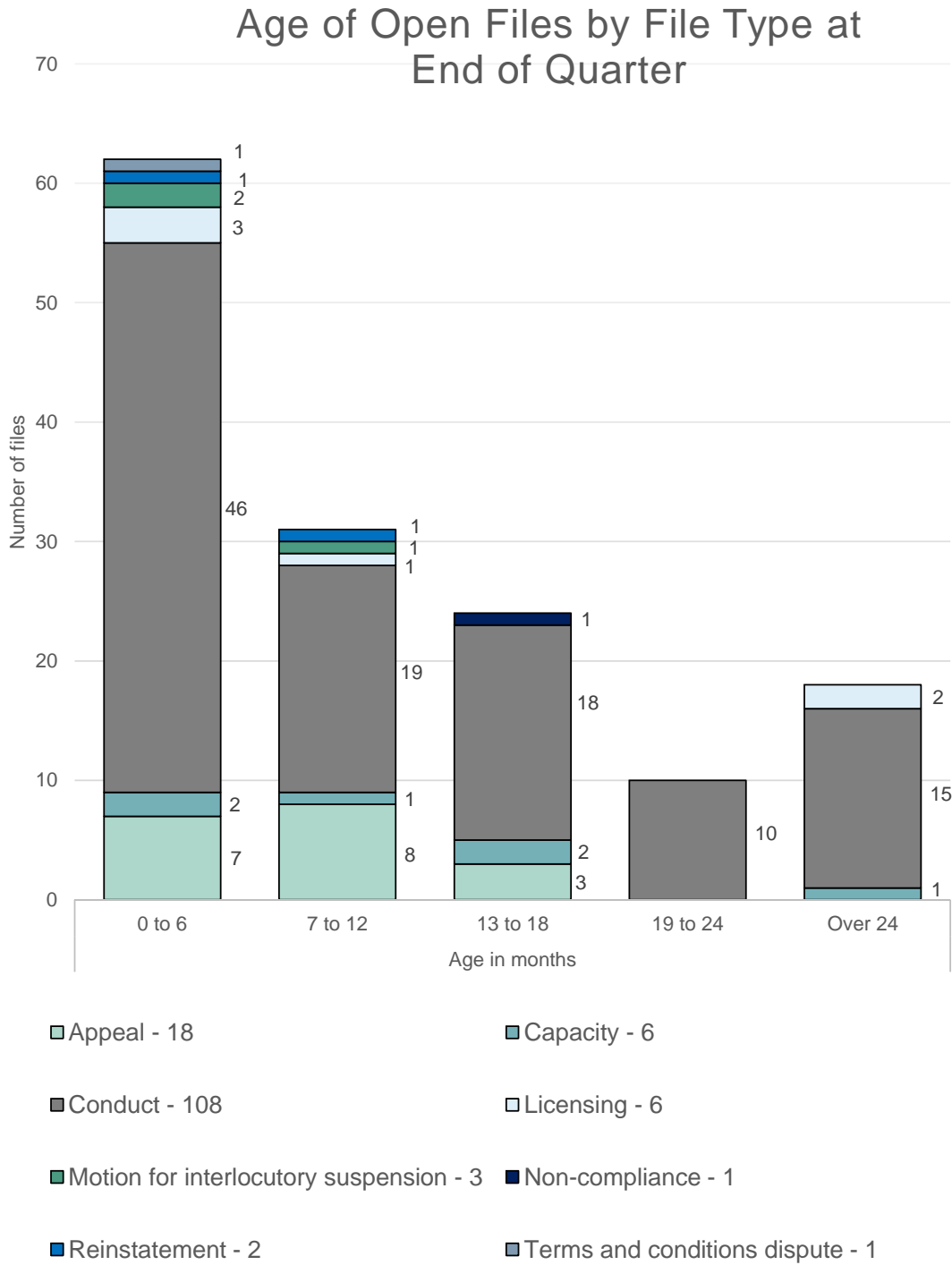


Figure 2 Number and age of open files in each file type.

Summary Files Opened and Closed

A summary file is a proceeding that is first returnable to a hearing panel and bypasses the PMC in accordance with s.2(1) of O. Reg. 167/07. These files are typically heard by a single adjudicator. This data is a subset of the information in Table 1 and Table 2.

Table 4 Number of lawyer and paralegal summary files that were opened and closed in each quarter.

	Q1	Q2	Q3	Q4	Cumulative
Total Summary Files Opened	10 (8)				10 (8)
Lawyer	7				7
Paralegal	3				3
Total Summary Files Closed	9 (12)				9 (12)
Lawyer	8				8
Paralegal	1				1

Open Summary Files at End of Quarter

Table 5 Number of lawyer and paralegal summary files that were open at the end of each quarter.

	Q1	Q2	Q3	Q4
Total Summary Files	18 (21)			
Lawyer	15			
Paralegal	3			

Number of Lawyers and Paralegals Before the Tribunal

Table 6 Number of lawyers and paralegals before the Tribunal at various proceeding stages.

Stage	Q1	Q2	Q3	Q4	Yearly Total
Proceeding Management Conference (PMC)	48 (68)				48 (68)
Lawyers	45				45
Paralegals	3				3
Hearing	40 (65)				40 (65)
Lawyers	30				30
Paralegals	10				10
Appeal Management Conference (AMC)	5 (5)				5 (5)
Lawyers	5				5
Paralegals	0				0
Appeal	6 (13)				6 (13)
Lawyers	4				4
Paralegals	2				2

Number of Files and Frequency Before the Tribunal

Files heard on more than one occasion by the Tribunal within a quarter are counted each time the file proceeds before the Tribunal.

Table 7 Number of files before the Tribunal and number of times files were considered by the Tribunal.

Stage	Q1 Files	Q1 Times Considered	Q2 Files	Q2 Times Considered	Q3 Files	Q3 Times Considered	Q4 Files	Q4 Times Considered	Total Files	Total Times Considered
PMC	50 (73)	73 (119)							50 (73)	73 (119)
Lawyer	47	70							47	70
Paralegal	3	3							3	3
Hearing	46 (76)	61 (111)							46 (76)	61 (111)
Lawyer	35	47							35	47
Paralegal	11	14							11	14
AMC	5 (5)	6 (11)							5 (5)	6 (11)
Lawyer	5	6							5	6
Paralegal	0	0							0	0
Appeal	6 (13)	7 (13)							6 (13)	7 (13)
Lawyer	4	5							4	5
Paralegal	2	2							2	2

Total Hearings Scheduled and Vacated

The number of hearings scheduled in each quarter is listed below. Files scheduled on more than one occasion within a quarter are counted each time the file is scheduled. A hearing is counted as scheduled when the date the hearing is to proceed falls within the quarter. A hearing is counted as vacated when it does not proceed on the scheduled date. A multi-day hearing is partially vacated if it proceeded on only some of the scheduled days. Reasons for vacated hearings are noted in Table 9. The number of hearing calendar days is noted in Table 11.

Table 8 Total hearings scheduled and vacated per quarter.

	Q1	Q2	Q3	Q4	Cumulative
Number of hearings scheduled¹	75 (121)				75 (121)
Lawyer	63				63
Paralegal	12				12
Number of hearings completely vacated	21 (29)				21 (29)
Percentage of hearings completely vacated	28% (24%)				28% (24%)
Lawyer	21				21
Paralegal	0				0
Number of hearings partially vacated	14 (9)				14 (9)
Percentage of hearings partially vacated	19% (7%)				19% (7%)
Lawyer	10				10
Paralegal	4				4
Number of appeal hearings scheduled²	11 (15)				11 (15)
Lawyer	9				9
Paralegal	2				2
Number of appeal hearings completely vacated	3 (1)				3 (1)
Percentage of appeal hearings completely vacated	27% (7%)				27% (7%)
Lawyer	3				3
Paralegal	0				0

¹ This includes PMC motion hearings.

² This includes AMC motion hearings.

Reasons for Vacated Hearings

A hearing may be vacated for more than one reason. These tables show the number of times each reason resulted in a vacated hearing. In these tables, L represents lawyers and P represents paralegals.

Table 9 Reasons hearings were vacated per quarter.

Reasons Hearings Were Vacated	Q1 (L)	Q1 (P)	Q2 (L)	Q2 (P)	Q3 (L)	Q3 (P)	Q4 (L)	Q4 (P)
Party / counsel / representative unavailable / ill	6							
Counsel / representative newly retained / to be retained	3							
Licensee is subject of other proceeding	3							
Appeal abandoned	2							
Osgoode Hall closed	2							
Seized panel member unavailable / ill	2							
Disclosure to be reviewed	1							
Licensing application abandoned	1							
Parties requested more time to prepare	1							
Submissions to be made in writing	1							
Panel composition change	1							
Witness unavailable	1							

Table 10 Reasons that portions of hearings were vacated per quarter.

Reasons Portions Of Hearings Were Vacated	Q1 (L)	Q1 (P)	Q2 (L)	Q2 (P)	Q3 (L)	Q3 (P)	Q4 (L)	Q4 (P)
Hearing completed ahead of time estimated	3	2						
Party to obtain / provide additional evidence	2	1						
Agreed Statement of Facts (ASF) concluded / expected	1	1						
Party / counsel / representative unavailable / ill	2							
Seized panel member unavailable / ill	2							
Licensee is subject of other proceeding	1							

Calendar Days Scheduled and Vacated

The number of hearing calendar days scheduled is listed below. Multiple hearings are often scheduled on each calendar day. A vacated calendar day is a day on which no scheduled hearings or appearances before the PMC or AMC proceeded. The day an adjournment request is heard is not counted as a vacated calendar day. For example, if a request to adjourn a three-day hearing was granted on the first day, only the remaining days are counted as vacated. Or, if one hearing was vacated, but other hearings proceeded on the same day, that day is not counted as vacated. Some hearings and appeals were heard on the same calendar day.

Reasons for vacated calendar days are noted in Table 12.

Table 11 Number of calendar days that were scheduled and vacated in the Hearing and Appeal Divisions

	Q1	Q2	Q3	Q4	Cumulative
Number of available calendar days	62 (62)				62 (62)
Number of Hearing Division calendar days scheduled	59 (60)				59 (60)
Number of Hearing Division calendar days vacated	5 (4)				5 (4)
Percentage of Hearing Division calendar days vacated	9% (7%)				9% (7%)
Number of Appeal Division calendar days scheduled	13 (18)				13 (18)
Number of Appeal Division calendar days vacated	3 (1)				3 (1)
Percentage of Appeal Division calendar days vacated	23% (6%)				23% (6%)

Reasons For and Number of Resulting Vacated Calendar Days

The first figure in each quarter's column represents the number of times a panel accepted this reason. The second figure represents the number of resulting vacated calendar days. The number of calendar days vacated shown on this page may be greater than the calendar days vacated as reported in Table 11 because more than one matter may have been scheduled to be heard on the same day and all were vacated; so one calendar day may have been vacated for more than one reason and for more than one matter.

Table 12 Reasons and the number of times each was accepted and resulted in vacated calendar days.

Reasons For Vacated Calendar Days	Q1	Q2	Q3	Q4
Party / counsel / representative unavailable / ill	4-4			
Appeal abandoned	2-2			
Hearing completed ahead of time estimated	1-1			
Licensee is subject of other proceeding	1-1			
Osgoode Hall closed	1-1			
Submissions to be made in writing	1-1			
Witness unavailable	1-1			

Parties' Adjournment Requests

The following table lists the number of adjournment requests made to the Law Society Tribunal in each quarter. Adjournment requests reported below may relate to matters scheduled to be heard during this quarter or in a subsequent quarter. In this table, L represents lawyers and P represents paralegals.

Table 13 Number of adjournment requests granted and denied per quarter by the Hearing and Appeal Divisions

Adjournment Requests	Q1 (L)	Q1 (P)	Q2 (L)	Q2 (P)	Q3 (L)	Q3 (P)	Q4 (L)	Q4 (P)	Cumulative
Granted by PMC	9 (6)	0 (0)							9 (6)
Denied by PMC	0 (1)	0 (0)							0 (1)
Granted by Hearing Division	10 (15)	3 (2)							13 (17)
Denied by Hearing Division	0 (3)	1 (1)							1 (4)
Granted by AMC	0 (0)	0 (1)							0 (1)
Denied by AMC	0 (0)	0 (0)							0 (0)
Granted by Appeal Division	0 (0)	0 (0)							0 (0)
Denied by Appeal Division	0 (0)	0 (0)							0 (0)

Parties' Position on Adjournment Requests

Lawyer Matters

Table 14 Parties position on adjournment requests in lawyer matters for Q1.

Adjournment Requests	On Consent	Opposed	Unopposed	Total
Granted by PMC	2	3	4	9
Denied by PMC	0	0	0	0
Granted by the Hearing Division	3	2	5	10
Denied by the Hearing Division	0	0	0	0

Paralegal Matters

Table 15 Parties position on adjournment requests in paralegal matters for Q1.

Adjournment Requests	On Consent	Opposed	Unopposed	Total
Granted by PMC	0	0	0	0
Denied by PMC	0	0	0	0
Granted by the Hearing Division	0	0	3	3
Denied by the Hearing Division	0	1	0	1

Tribunal Reasons Produced and Published

The number of reasons produced does not equal the number of reasons published because some reasons produced in a quarter may not be published or will be published in a subsequent quarter.

Table 16 Number of oral and written reasons produced and published per quarter.

	Q1	Q2	Q3	Q4	Cumulative
Number of written reasons produced	42 (39)				42 (39)
Lawyer	28				28
Paralegal	14				14
Number of written reasons published	47 (41)				47 (41)
Lawyer	32				32
Paralegal	15				15
Number of oral reasons produced	13 (35)				13 (35)
Lawyer	10				10
Paralegal	3				3
Number of oral reasons published	10 (21)				10 (21)
Lawyer	9				9
Paralegal	1				1



Law Society Tribunal
Tribunal du Barreau

2015 LAW SOCIETY TRIBUNAL STATISTICS

Second Quarter Report: April 1, 2015 to June 30, 2015

Files Opened 3

Files Closed 4

Open Files at the End of Each Quarter..... 6

Summary Files Opened and Closed..... 8

Open Summary Files at End of Quarter 8

Number of Lawyers and Paralegals Before the Tribunal..... 9

Number of Files and Frequency Before the Tribunal 10

Total Hearings Scheduled and Vacated 11

Reasons for Vacated Hearings 12

Calendar Days Scheduled and Vacated..... 14

Reasons For and Number of Resulting Vacated Calendar Days 15

Parties' Adjournment Requests 16

Parties' Position on Adjournment Requests 17

 Lawyer Matters 17

 Paralegal Matters 17

Tribunal Reasons Produced and Published 18

Files Opened

The Tribunal opens a file when it is issued upon the filing of an originating process that has been served on the parties. An originating process includes a notice of application, referral for hearing, motion for interlocutory suspension or practice restriction, and appeal.

Files related to the same lawyer or paralegal that are heard concurrently are counted as separate files.

NOTE – In all tables in this document, numbers in parentheses are 2014 figures.

Table 1 Number of lawyer and paralegal files opened in the Hearing and Appeal Divisions for each quarter

	Q1	Q2	Q3	Q4	Cumulative
Total Files	42 (38)	37 (33)			79 (71)
Lawyer	31	29			60
Paralegal	11	8			19
Hearing Files	36 (36)	34 (25)			70 (61)
Lawyer	26	27			53
Paralegal	10	7			17
Appeal Files	6 (2)	3 (8)			9 (10)
Lawyer	5	2			7
Paralegal	1	1			2

Files Closed

The Tribunal closes a file after the final decision and order, and reasons if any, have been delivered or published. A file that is closed in a quarter may have been opened in that same quarter or any time prior.

Table 2 Number of lawyer and paralegal files closed in the Hearing and Appeal Divisions for each quarter

	Q1	Q2	Q3	Q4	Cumulative
Total Files	51 (44)	38 (52)			89 (96)
Lawyer	40	28			68
Paralegal	11	10			21
Hearing Files	45 (35)	34 (47)			79 (82)
Lawyer	35	25			60
Paralegal	10	9			19
Appeal Files	6 (9)	4 (5)			10 (14)
Lawyer	5	3			8
Paralegal	1	1			2

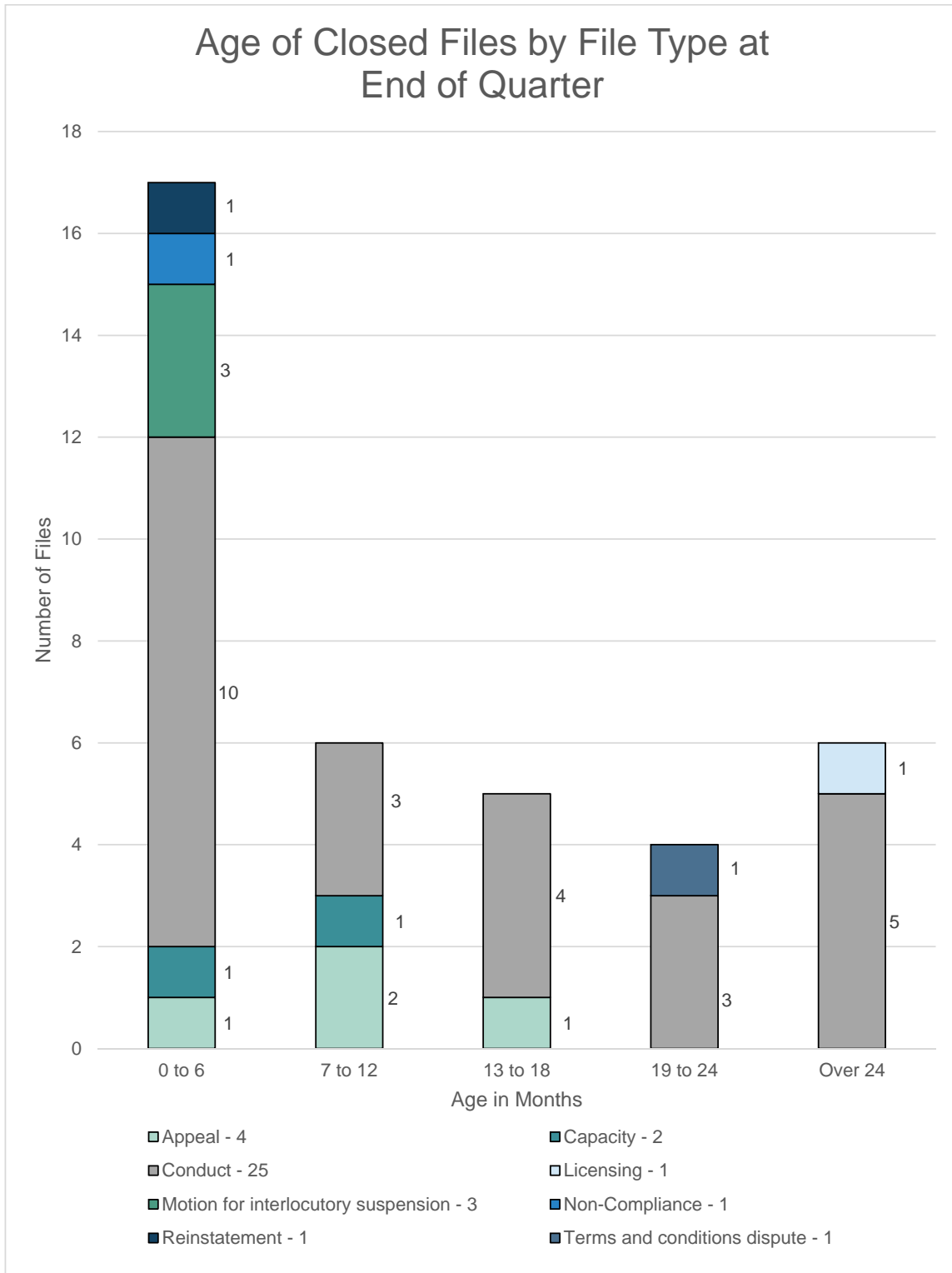


Figure 1 Number and age of files closed in each file type

Open Files at the End of Each Quarter

Table 3 Number of lawyer and paralegal files that were open at the end of each quarter

	Q1	Q2	Q3	Q4
Total Files	145 (179)	145 (155)		
Lawyer	124	127		
Paralegal	21	18		
Hearing Files	127 (162)	126 (135)		
Lawyer	108	110		
Paralegal	19	16		
Appeal Files	18 (17)	19 (20)		
Lawyer	16	17		
Paralegal	2	2		

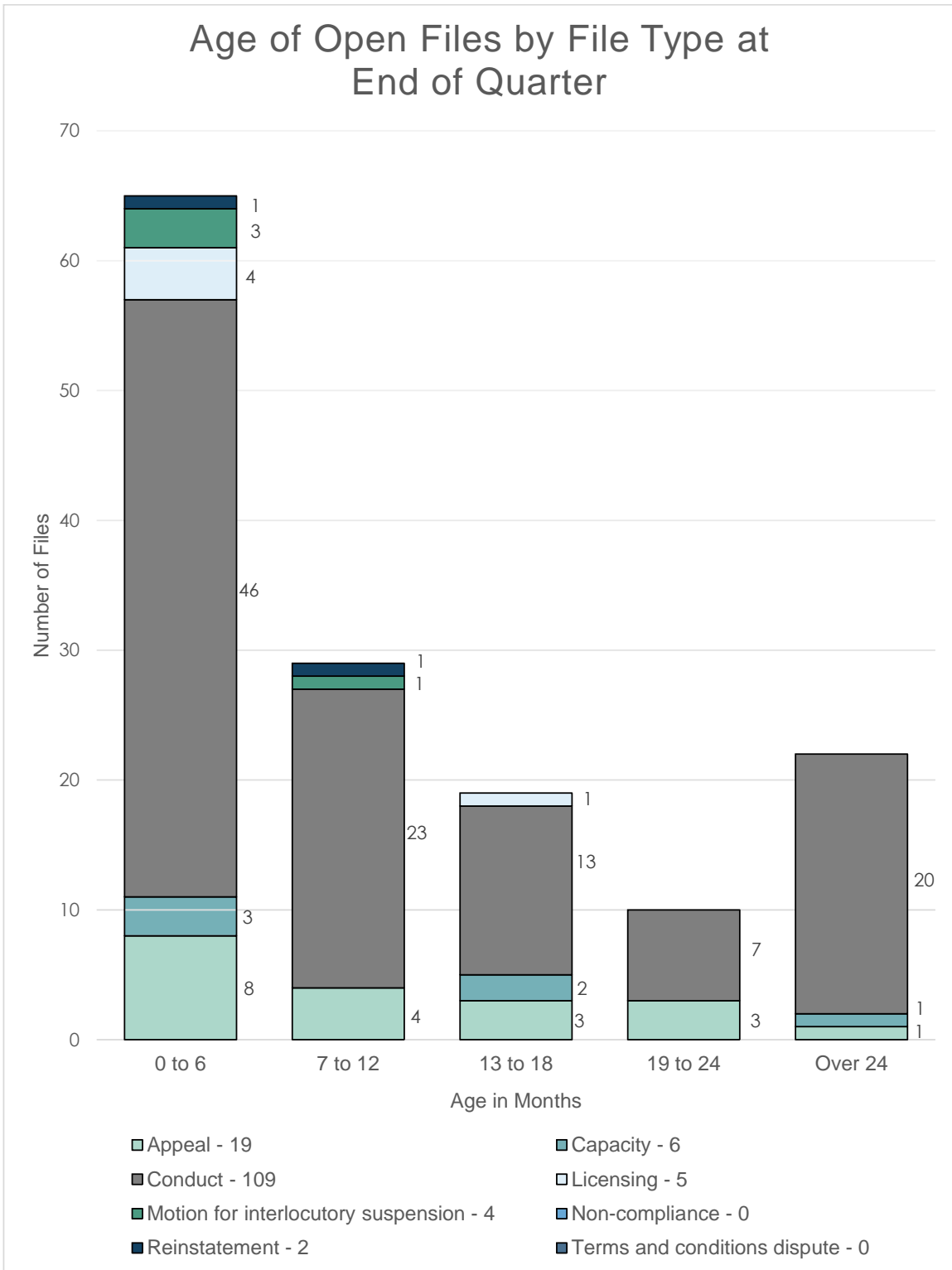


Figure 2 Number and age of open files in each file type

Summary Files Opened and Closed

A summary file is a proceeding that is first returnable to a hearing panel and bypasses the PMC in accordance with s.2(1) of O. Reg. 167/07. These files are typically heard by a single adjudicator. This data is a subset of the information in Table 1 and Table 2.

Table 4 Number of lawyer and paralegal summary files that were opened and closed in each quarter

	Q1	Q2	Q3	Q4	Cumulative
Total Summary Files Opened	10 (8)	10 (8)			10 (16)
Lawyer	7	6			7
Paralegal	3	4			3
Total Summary Files Closed	9 (12)	11 (13)			9 (25)
Lawyer	8	8			8
Paralegal	1	3			1

Open Summary Files at End of Quarter

Table 5 Number of lawyer and paralegal summary files that were open at the end of each quarter

	Q1	Q2	Q3	Q4
Total Summary Files	18 (21)	18 (16)		
Lawyer	15	12		
Paralegal	3	6		

Number of Lawyers and Paralegals Before the Tribunal

Table 6 Number of lawyers and paralegals before the Tribunal at various proceeding stages

Stage	Q1	Q2	Q3	Q4	Yearly Total
Proceeding Management Conference (PMC)	48 (68)	52 (43)			82 (81)
Lawyers	45	46			75
Paralegals	3	6			7
Hearing	40 (65)	47 (56)			75 (98)
Lawyers	30	41			62
Paralegals	10	6			13
Appeal Management Conference (AMC)	5 (5)	3 (3)			7 (7)
Lawyers	5	3			7
Paralegals	0	0			0
Appeal	6 (13)	4 (8)			9 (19)
Lawyers	4	3			6
Paralegals	2	1			3

Number of Files and Frequency Before the Tribunal

Files heard on more than one occasion by the Tribunal within a quarter are counted each time the file proceeds before the Tribunal.

Table 7 Number of files before the Tribunal and number of times files were considered by the Tribunal

Stage	Q1 Files	Q1 Times Considered	Q2 Files	Q2 Times Considered	Q3 Files	Q3 Times Considered	Q4 Files	Q4 Times Considered	Total Files	Total Times Considered
PMC	50 (73)	73 (119)	58 (46)	97 (77)					89 (89)	170 (196)
Lawyer	47	70	51	82					82	152
Paralegal	3	3	7	15					7	18
Hearing	46 (76)	61 (111)	55 (67)	77 (88)					87 (114)	138 (199)
Lawyer	35	47	49	70					72	117
Paralegal	11	14	6	7					15	21
AMC	5 (5)	6 (11)	4 (3)	4 (5)					7 (7)	10 (16)
Lawyer	5	6	4	4					7	10
Paralegal	0	0	0	0					0	0
Appeal	6 (13)	7 (13)	4 (8)	4 (9)					9 (19)	11 (22)
Lawyer	4	5	3	3					6	8
Paralegal	2	2	1	1					3	3

Total Hearings Scheduled and Vacated

The number of hearings scheduled in each quarter is listed below. Files scheduled on more than one occasion within a quarter are counted each time the file is scheduled. A hearing is counted as scheduled when the date the hearing is to proceed falls within the quarter. A hearing is counted as vacated when it does not proceed on the scheduled date. A multi-day hearing is partially vacated if it proceeded on only some of the scheduled days. Reasons for vacated hearings are noted in Table 9. The number of hearing calendar days is noted in Table 11.

Table 8 Total hearings scheduled and vacated per quarter

	Q1	Q2	Q3	Q4	Cumulative
Number of hearings scheduled¹	75 (121)	86 (96)			161 (217)
Lawyer	63	77			140
Paralegal	12	9			21
Number of hearings completely vacated	21 (29)	21 (15)			42 (44)
Percentage of hearings completely vacated	28% (24%)	24% (16%)			26% (20%)
Lawyer	21	19			40
Paralegal	0	2			2
Number of hearings partially vacated	14 (9)	9 (17)			23 (26)
Percentage of hearings partially vacated	19% (7%)	10% (18%)			14% (12%)
Lawyer	10	9			19
Paralegal	4	0			4
Number of appeal hearings scheduled²	11 (15)	5 (9)			16 (24)
Lawyer	9	4			13
Paralegal	2	1			3
Number of appeal hearings completely vacated	3 (1)	1 (0)			4 (1)
Percentage of appeal hearings completely vacated	27% (7%)	20% (0%)			25% (4%)
Lawyer	3	1			4
Paralegal	0	0			0

¹ This includes PMC motion hearings.

² This includes AMC motion hearings.

Reasons for Vacated Hearings

A hearing may be vacated for more than one reason. These tables show the number of times each reason resulted in a vacated hearing. In these tables, L represents lawyers and P represents paralegals.

Table 9 Reasons hearings were vacated per quarter

Reasons Hearings Were Vacated	Q1 (L)	Q1 (P)	Q2 (L)	Q2 (P)	Q3 (L)	Q3 (P)	Q4 (L)	Q4 (P)
Party / counsel / representative unavailable / ill	6		4					
Counsel / representative newly retained / to be retained	3		1	1				
Licensee is subject of other proceeding	3		1					
Appeal abandoned	2		1					
Osgoode Hall closed	2							
Seized panel member unavailable / ill	2		2					
Disclosure to be reviewed	1							
Licensing application abandoned	1							
Parties requested more time to prepare	1							
Submissions to be made in writing	1		1					
File rescheduled	1							
Time overestimated			1	1				
Witness unavailable	1							
Agreed Statement of Facts (ASF) concluded / expected			2					
Recusal of panelist			1					

Table 10 Reasons that portions of hearings were vacated per quarter

Reasons Portions Of Hearings Were Vacated	Q1 (L)	Q1 (P)	Q2 (L)	Q2 (P)	Q3 (L)	Q3 (P)	Q4 (L)	Q4 (P)
Hearing completed ahead of time estimated	3	2	3					
Party to obtain / provide additional evidence	2	1						
ASF expected / signed	1	1	2					
Party / counsel / representative unavailable / ill	2		5					
Seized panel member unavailable / ill	2							
Licensee is subject of other proceeding	1							
Witness unavailable			2					
Parties requested pre-hearing conference (PHC)			1					

Calendar Days Scheduled and Vacated

The number of hearing calendar days scheduled is listed below. Multiple hearings are often scheduled on each calendar day. A vacated calendar day is a day on which no scheduled hearings or appearances before the PMC or AMC proceeded. The day an adjournment request is heard is not counted as a vacated calendar day. For example, if a request to adjourn a three-day hearing was granted on the first day, only the remaining days are counted as vacated. Or, if one hearing was vacated, but other hearings proceeded on the same day, that day is not counted as vacated. Some hearings and appeals were heard on the same calendar day.

Reasons for vacated calendar days are noted in Table 12.

Table 11 Number of calendar days that were scheduled and vacated in the Hearing and Appeal Divisions

	Q1	Q2	Q3	Q4	Cumulative
Number of available calendar days	62 (62)	63 (63)			125 (125)
Number of Hearing Division calendar days scheduled	59 (60)	61 (62)			120 (122)
Number of Hearing Division calendar days vacated	5 (4)	2 (4)			7 (8)
Percentage of Hearing Division calendar days vacated	9% (7%)	3% (7%)			6% (7%)
Number of Appeal Division calendar days scheduled	13 (18)	6 (13)			19 (31)
Number of Appeal Division calendar days vacated	3 (1)	2 (0)			5 (1)
Percentage of Appeal Division calendar days vacated	23% (6%)	33% (0%)			26% (3%)

Reasons For and Number of Resulting Vacated Calendar Days

The first figure in each quarter's column represents the number of times a panel accepted this reason. The second figure represents the number of resulting vacated calendar days. The number of calendar days vacated shown on this page may be greater than the calendar days vacated as reported in Table 11 because more than one matter may have been scheduled to be heard on the same day and all were vacated; so one calendar day may have been vacated for more than one reason and for more than one matter.

Table 12 Reasons and the number of times each was accepted and resulted in vacated calendar days

Reasons For Vacated Calendar Days	Q1	Q2	Q3	Q4
Party / counsel / representative unavailable / ill	4-4	2-2		
Appeal abandoned	2-2	1-1		
Hearing completed ahead of time estimated	1-1			
Licensee is subject of other proceeding	1-1	1-1		
Osgoode Hall closed	1-1			
Submissions to be made in writing	1-1			
Witness unavailable	1-1			
Parties requested PHC		1-1		
Awaiting outcome of other proceeding		1-1		

Parties' Adjournment Requests

The following table lists the number of adjournment requests made to the Law Society Tribunal in each quarter. Adjournment requests reported below may relate to matters scheduled to be heard during this quarter or in a subsequent quarter. In this table, L represents lawyers and P represents paralegals.

Table 13 Number of adjournment requests granted and denied per quarter by the Hearing and Appeal Divisions

Adjournment Requests	Q1 (L)	Q1 (P)	Q2 (L)	Q2 (P)	Q3 (L)	Q3 (P)	Q4 (L)	Q4 (P)	Cumulative
Granted by PMC	9 (6)	0 (0)	7 (3)	0 (0)					16 (9)
Denied by PMC	0 (1)	0 (0)	3 (0)	0 (0)					3 (1)
Granted by Hearing Division	10 (15)	3 (2)	10 (6)	0 (3)					23 (26)
Denied by Hearing Division	0 (3)	1 (1)	1 (2)	0 (2)					2 (8)
Granted by AMC	0 (0)	0 (1)	0 (0)	0 (0)					0 (1)
Denied by AMC	0 (0)	0 (0)	0 (0)	0 (0)					0 (0)
Granted by Appeal Division	0 (0)	0 (0)	0 (0)	0 (0)					0 (0)
Denied by Appeal Division	0 (0)	0 (0)	0 (0)	0 (0)					0 (0)

Parties' Position on Adjournment Requests

Lawyer Matters

Table 14 Parties position on adjournment requests in lawyer matters for Q2

Adjournment Requests	On Consent	Opposed	Unopposed	Total
Granted by PMC	3	1	3	7
Denied by PMC	0	3	0	3
Granted by the Hearing Division	4	3	3	10
Denied by the Hearing Division	0	1	0	1

Paralegal Matters

Table 15 Parties position on adjournment requests in paralegal matters for Q2

Adjournment Requests	On Consent	Opposed	Unopposed	Total
Granted by PMC	0	0	0	0
Denied by PMC	0	0	0	0
Granted by the Hearing Division	0	0	0	0
Denied by the Hearing Division	0	0	0	0

Tribunal Reasons Produced and Published

The number of reasons produced does not equal the number of reasons published because some reasons produced in a quarter may not be published or will be published in a subsequent quarter.

Table 16 Number of oral and written reasons produced and published per quarter

	Q1	Q2	Q3	Q4	Cumulative
Number of written reasons produced	42 (39)	36 (55)			78 (94)
Lawyer	28	29			57
Paralegal	14	7			21
Number of written reasons published	47 (41)	41 (43)			88 (84)
Lawyer	32	32			64
Paralegal	15	9			24
Number of oral reasons produced	13 (35)	22 (14)			35 (49)
Lawyer	10	19			29
Paralegal	3	3			6
Number of oral reasons published	10 (21)	8 (1)			18 (22)
Lawyer	9	6			15
Paralegal	1	2			3