



**TAB 6**

**Report to Convocation  
May 22, 2014**

---

**Tribunal Committee**

**Committee Members**

**Raj Anand (Chair)**  
**Adriana Doyle (Vice-Chair)**  
**Larry Banack**  
**Jack Braithwaite**  
**Christopher Brecht**  
**Lee Ferrier**  
**Alan Gold**  
**Howard Goldblatt**  
**Jennifer Halajian**  
**Linda Rothstein**  
**Virginia MacLean**  
**Dow Marmur**  
**Mark Sandler**  
**James Scarfone**

**Purposes of Report: Information**

**Prepared by the Policy Secretariat  
(Sophia Sperdakos 416-947-5209)**

**COMMITTEE PROCESS**

1. The Committee met on May 8, 2014. Committee members Raj Anand (Chair), Jack Braithwaite, Lee Ferrier, Howard Goldblatt, Dow Marmor, and Linda Rothstein attended. Staff members Grace Knakowski, Lisa Mallia and Sophia Sperdakos and Tribunals Chair David Wright also attended.

**INFORMATION**

**TRIBUNAL OFFICE QUARTERLY STATISTICS**

2. The Tribunal Office's quarterly report for the fourth quarter of 2013 is set out at **TAB 6.1: 2013 Q4 Final** for Convocation's information.

Tribunals  
Office  
Statistics

2013

---

The Law Society of Upper Canada  
October 1 to December 31

**Fourth Quarter  
Report**

**The Law Society of Upper Canada  
Q4 2013 Tribunals Office Statistics (October 1 – December 31, 2013)**

---

**TABLE OF CONTENTS**

FILES OPENED.....	3
FILES CLOSED.....	4
AGE OF FILES CLOSED.....	4
OPEN FILES AT QUARTER END.....	5
OPEN FILES BY AGE.....	6
OPEN FILES BY AGE – OVER 24 MONTHS.....	7
SUMMARY FILES OPENED AND CLOSED.....	10
OPEN SUMMARY FILES AT QUARTER END.....	10
NUMBER OF LAWYERS AND PARALEGALS BEFORE THE TRIBUNALS.....	11
NUMBER OF FILES AND FREQUENCY BEFORE THE TRIBUNALS.....	12
TOTAL HEARINGS SCHEDULED AND VACATED.....	13
REASON FOR VACATED HEARINGS.....	14
CALENDAR DAYS SCHEDULED AND VACATED.....	16
REASON FOR AND RESULTING VACATED CALENDAR DAYS.....	17
PARTIES’ ADJOURNMENT REQUESTS.....	18
PARTIES’ POSITION ON ADJOURNMENT REQUESTS (LAWYER MATTERS).....	19
PARTIES’ POSITION ON ADJOURNMENT REQUESTS (PARALEGAL MATTERS).....	20
TRIBUNAL REASONS PRODUCED AND PUBLISHED.....	21

**The Law Society of Upper Canada  
Q4 2013 Tribunals Office Statistics (October 1 – December 31, 2013)**

**FILES OPENED**

The Tribunals Office opens a file when it is issued upon the filing of an originating process that has been served on the parties. An originating process includes a notice of application, referral for hearing, motion for interlocutory suspension or practice restriction, and appeal.

Files related to the same lawyer or paralegal that are heard concurrently are counted as separate files.

	Q1	Q2	Q3	Q4	Cumulative
<b>Total Files</b>	<b>48 (42)</b>	<b>41 (42)</b>	<b>44 (23)</b>	<b>46 (30)<sup>1</sup></b>	<b>179 (137)</b>
Lawyer	41	36	32	37	146
Paralegal	7	5	12	9	33
<b>Hearing Files</b>	<b>41 (37)</b>	<b>38 (36)</b>	<b>39 (20)</b>	<b>41 (22)</b>	<b>159 (115)</b>
Lawyer	35	33	27	32	127
Paralegal	6	5	12	9	32
<b>Appeal Files</b>	<b>7 (5)</b>	<b>3 (6)</b>	<b>5 (3)</b>	<b>5 (8)</b>	<b>20 (22)</b>
Lawyer	6	3	5	5	19
Paralegal	1	0	0	0	1

<sup>1</sup> Numbers in parentheses are 2012 figures.

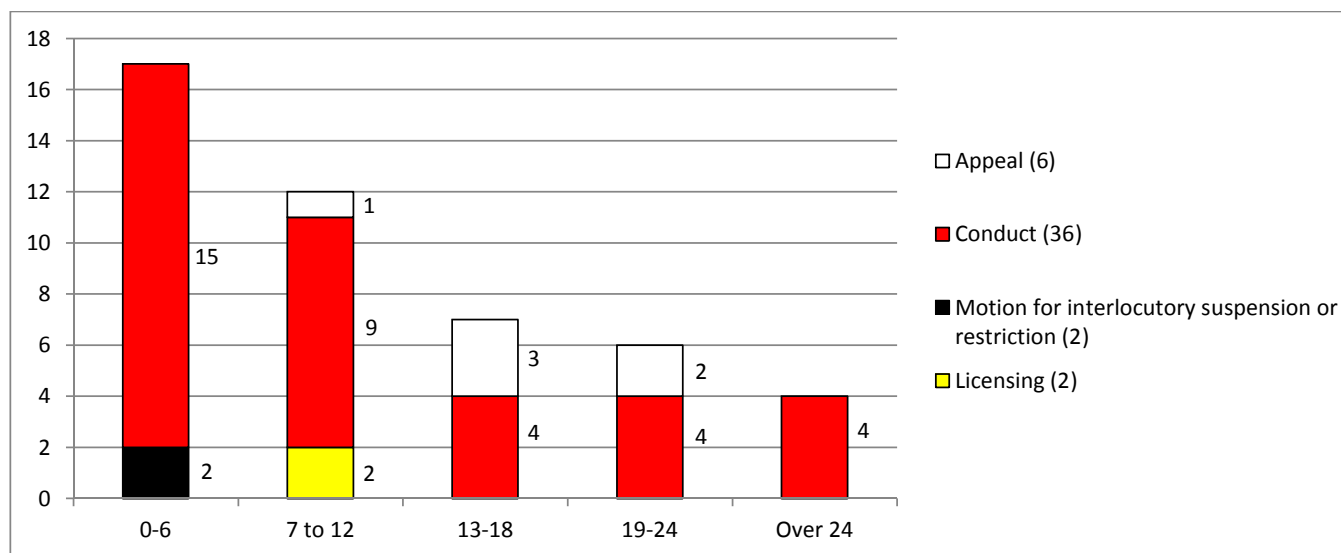
**The Law Society of Upper Canada  
Q4 2013 Tribunals Office Statistics (October 1 – December 31, 2013)**

**FILES CLOSED**

The Tribunals Office closes a file after the final decision and order, and reasons if any, have been delivered or published. A file that is closed in a quarter may have been opened in that same quarter or anytime prior.

	Q1	Q2	Q3	Q4	Cumulative
<b>Total Files</b>	<b>31 (43)</b>	<b>38 (29)</b>	<b>41 (35)</b>	<b>46 (36)</b>	<b>156 (143)</b>
Lawyer	25	31	36	41	133
Paralegal	6	7	5	5	23
<b>Hearing Files</b>	<b>26 (39)</b>	<b>34 (28)</b>	<b>34 (30)</b>	<b>40 (32)</b>	<b>134 (129)</b>
Lawyer	22	28	29	36	115
Paralegal	4	6	5	4	19
<b>Appeal Files</b>	<b>5 (4)</b>	<b>4 (1)</b>	<b>7 (5)</b>	<b>6 (4)</b>	<b>22 (14)</b>
Lawyer	3	3	7	5	18
Paralegal	2	1	0	1	4

**AGE OF FILES CLOSED**



The Law Society of Upper Canada  
 Q4 2013 Tribunals Office Statistics (October 1 – December 31, 2013)

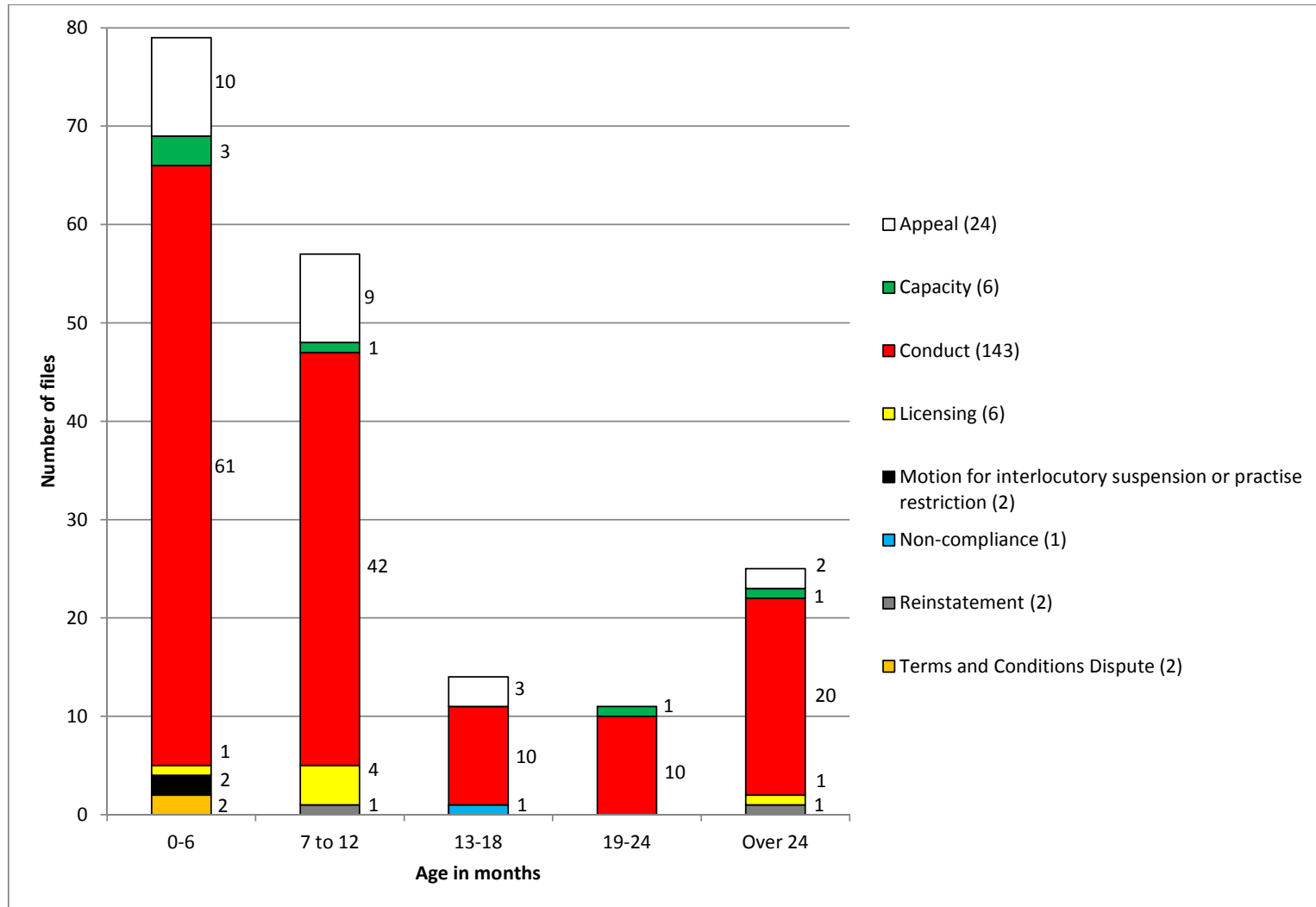
OPEN FILES AT QUARTER END

	Q1	Q2	Q3	Q4
<b>Total Files</b>	<b>173 (162)</b>	<b>179 (177)</b>	<b>181 (162)</b>	<b>186 (157)</b>
Lawyer	152	159	154	155
Paralegal	21	20	27	31
<b>Hearing Files</b>	<b>146 (146)</b>	<b>153 (155)</b>	<b>156 (142)</b>	<b>162 (133)</b>
Lawyer	129	136	132	133
Paralegal	17	17	24	29
<b>Appeal Files</b>	<b>27 (16)</b>	<b>26 (22)</b>	<b>25 (20)</b>	<b>24 (24)</b>
Lawyer	23	23	22	22
Paralegal	4	3	3	2



The Law Society of Upper Canada  
 Q4 2013 Tribunals Office Statistics (October 1 – December 31, 2013)

OPEN FILES BY AGE



**The Law Society of Upper Canada  
Q4 2013 Tribunals Office Statistics (October 1 – December 31, 2013)**

---

**OPEN FILES BY AGE – OVER 24 MONTHS**

1. File A, a reinstatement application, was filed in April 2000, but the licensee did not pursue the application until February 2008. The applicant has not yet filed materials. A further proceeding management conference (“PMC”) is scheduled for March 2014. Age of file: 165 months.
2. File B, a conduct application, was filed in March 2007. The hearing panel heard a number of motions and began hearing the merits in 2009. A new hearing panel commenced hearings in May 2011 and heard several motions. The hearing on the merits occurred in October 2012. The panel’s decision on finding was released in March 2013. A penalty hearing occurred in September and written submissions were provided in October. The panel reserved its decision. The licensee filed a motion in December 2013. Age of file: 82 months.
3. File C, a conduct application, was filed in January 2009. The licensee brought a motion seeking to dismiss/stay the application permanently. The motion was dismissed in March 2010. The licensee brought a judicial review application to the Superior Court of Justice which was dismissed. The hearing on the merits commenced in October 2011 and concluded in January 2013. The panel’s decision on finding was released in June 2013. A hearing on penalty and costs occurred in November 2013. The panel reserved. Age of file: 60 months.
4. File D, a conduct application, was filed in May 2009. Several motions were heard. The hearing on the merits concluded in December 2012. The panel’s decision was released in October 2013. Cost submissions were received in November 2013. The panel reserved. Age of file: 56 months.
5. File E, a conduct application, was filed in May 2009. Several motions were heard. The hearing on the merits concluded in December 2012. The panel’s decision was released in October 2013. Cost submissions were received in November 2013. The panel reserved.. Age of file: 56 months.
6. File F, a licensing application, was filed in June 2009. Several motions were heard. The hearing on the merits commenced in July 2011 and dates are scheduled into April 2014. Age of file: 55 months.
7. File G, a conduct application, was filed in September 2009. At the request of the parties, the hearing on the merits commenced in April 2011. The notice of application was dismissed in April 2013. The licensee filed a motion for costs in October 2013. The motion is scheduled to be heard in January 2014. Age of file: 52 months.
8. File H, a conduct application, was filed in January 2010. The hearing on the merits commenced in November 2010 and concluded in June 2012. A hearing on penalty and costs occurred in April 2013. The panel’s decision on penalty and costs was released in June 2013. A reprimand is to be administered. The licensee appealed the decision. The appeal hearing is scheduled for February 2014. Age of file: 48 months.
9. File I, an appeal, was filed in March 2010. The parties appeared before the appeal management conference (“AMC”) numerous times and a motion was heard. The appeal hearing occurred in July 2012. A further appeal hearing occurred in September 2013. Written submissions were received in December 2013. The panel reserved its decision. Age of file: 45 months.
10. File J, a conduct application, was filed in May 2010. The hearing commenced in March 2011. A motion to quash the proceedings was filed in January 2012 and heard in March and April 2012. The panel delivered its decision on the motion in November 2012 recusing themselves from the hearing and received submissions on costs. The panel’s decision on costs was delivered in March 2013. In April 2013, the matter returned to the PMC and the licensee filed a motion for a stay of the proceedings pending the outcome of a court matter. The motion was dismissed in December 2013 and the hearing is scheduled to commence in February 2014. Age of file: 44 months.

**The Law Society of Upper Canada**  
**Q4 2013 Tribunals Office Statistics (October 1 – December 31, 2013)**

---

11. File K, a conduct application, was filed in October 2010. Several motions were heard. The hearing on the merits commenced in July 2012. The panel made a finding in September 2012 and penalty submissions were scheduled to be heard in January 2013 but a motion to dismiss the notice of application was filed. The motion was heard in April 2013 and the panel's decision was released in June 2013. A penalty hearing is scheduled for January 2014. Age of file: 39 months.
12. File L, a capacity application, was filed in November 2010. Several motions have been heard. Two further motions were filed in May 2013 and heard in June 2013. The hearing on the merits is scheduled for January 2014. Age of file: 38 months.
13. File M, a conduct application, was filed in December 2010. The hearing commenced in March 2011. Several motions were filed and dealt with throughout 2011 and 2012. The panel made a finding of professional misconduct in June 2012 and written reasons were released in January 2013. The panel requested written submissions on penalty. A penalty hearing date is to be scheduled. Age of file: 37 months.
14. File N, a conduct application, was filed in March 2011. Several motions were heard. The hearing on the merits commenced in August 2013 and continued in October 2013. The panel reserved its decision. Age of file: 34 months.
15. File O, a conduct application, was filed in March 2011. The initial hearing dates were vacated due to a change in representation. The hearing on the merits commenced in February 2012 and continued in August 2012. Written submissions were filed in October and December 2012 and January 2013. The panel's decision on finding was released in July 2013. A penalty hearing occurred in December 2013 and the panel reserved. Age of file: 34 months.
16. File P, a conduct application, was filed in March 2011. The commencement of the hearing was delayed pending the outcome of a related court matter. The hearing commenced in October 2012 and continued in January 2013. The panel's decision on finding was released in May 2013. A penalty hearing occurred in October 2013. The panel reserved. Age of file: 34 months.
17. File Q, a conduct application, was filed in July 2011. The hearing commenced in April 2012 and completed in October 2012. The panel ordered a reprimand which was not administered as the licensee appealed the decision. The appeal was abandoned in November 2013 and a hearing is scheduled in January 2014 for the reprimand. Age of file: 30 months.
18. File R, an appeal, was filed in September 2011. Several motions were filed by both parties. The appeal hearing and a motion for fresh evidence commenced in December 2013 and a further date is scheduled in January 2014. Age of file: 28 months.
19. File S, a conduct application, was filed in September 2011. Earlier scheduled dates were vacated as another application was commenced before the hearing dates for the first application. The files were joined in March 2013. The hearing commenced in October 2013 and further dates are scheduled in April 2014. Age of file: 28 months.
20. File T, a conduct application, was filed in September 2011. The hearing commenced in March 2012. Earlier scheduled dates were vacated as other applications were commenced prior to the hearing dates scheduled for the first application. The panel ordered an interim suspension in March 2012 pending the conclusion of the hearing. The hearing continued with dates in 2012 and 2013. A further date is set in February 2014. Age of file: 28 months.

**The Law Society of Upper Canada**  
**Q4 2013 Tribunals Office Statistics (October 1 – December 31, 2013)**

---

21. File U, a conduct application, was filed in September 2011. Both parties filed motions, which were heard in 2012. The hearing on the merits commenced in March 2013 and continued through to September 2013. The panel reserved its decision in September 2013. Age of file: 28 months.
22. File V, a conduct application, was filed in October 2011. Several motions were heard. A non-compliance proceeding was commenced in November 2012. A motion was brought to join the matters. That motion was heard and granted in January 2013. The final submissions on penalty were made in September 2013 and the panel reserved. Age of file: 26 months.
23. File W, a conduct application, was filed in November 2011. The Law Society brought a motion to join this matter with two others (Files T and Z) in March 2012. The hearing for this file commenced in March 2012. The panel ordered an interim suspension at that time pending the conclusion of the hearing. The hearing continued in July 2012. The hearing continued with dates in 2012 and 2013. A further date is set in February 2014. Age of file: 26 months.
24. File X, a conduct application was filed in November 2011. The licensee is subject to an interlocutory suspension order. The hearing commenced in September 2012 and continued until July 2013. The panel reserved its decision. Age of file: 25 months.
25. File Y, a conduct application, was filed in December 2011. The Law Society brought a motion to join this matter with two others (Files T and W) in March 2012. The hearing for this file commenced in March 2012. The panel ordered an interim suspension at that time pending the conclusion of the hearing. The hearing continued in July 2012. The hearing continued with dates in 2012 and 2013. A further date is set in February 2014. Age of file: 25 months.

The Law Society of Upper Canada  
 Q4 2013 Tribunals Office Statistics (October 1 – December 31, 2013)

**SUMMARY<sup>2</sup> FILES OPENED AND CLOSED<sup>3</sup>**

	Q1	Q2	Q3	Q4	Cumulative
<b>Total Opened</b>	9 (5)	5 (12)	14 (10)	12 (8)	40 (35)
Lawyer	8	5	9	9	31
Paralegal	1	0	5	3	9
<b>Total Closed</b>	7 (10)	11 (5)	7 (11)	11 (2)	36 (28)
Lawyer	5	10	7	10	32
Paralegal	2	1	0	1	4

**OPEN SUMMARY FILES AT QUARTER END**

	Q1	Q2	Q3	Q4
<b>Total Files</b>	23 (11)	17 (18)	24 (17)	25 (23)
Lawyer	22	17	19	18
Paralegal	1	0	5	7

<sup>2</sup> A summary file is a proceeding that is first returnable to a hearing panel and bypasses the PMC in accordance with Rules of Practice and Procedure R.11.01 (2). These files are heard by a single adjudicator.

<sup>3</sup> This is a subset of the information provided in the charts: “Files Opened” on page 3 and “Files Closed” on page 4.

The Law Society of Upper Canada  
**Q4 2013 Tribunals Office Statistics (October 1 – December 31, 2013)**

**NUMBER OF LAWYERS AND PARALEGALS BEFORE THE TRIBUNALS**

The Yearly Total of the “No. of Lawyers / Paralegals” will not equal the sum of the “No. of Lawyers / Paralegals” in Q1 to Q4 because this figure excludes lawyers and paralegals that appeared in more than one quarter.

	Q1	Q2	Q3	Q4	Yearly Total
	No. of Lawyers / Paralegals	No. of Lawyers / Paralegals	No. of Lawyers / Paralegals	No. of Lawyers / Paralegals	No. of Lawyers / Paralegals
<b>PMC</b>	<b>52 (75)</b>	<b>78 (69)</b>	<b>67 (61)</b>	<b>72 (48)</b>	<b>141 (126)</b>
Lawyers	41	67	55	62	115
Paralegals	11	11	12	10	26
<b>Hearing Panel</b>	<b>50 (53)</b>	<b>58 (64)</b>	<b>43 (56)</b>	<b>61 (68)</b>	<b>146 (159)</b>
Lawyers	45	52	35	44	121
Paralegals	5	6	8	17	25
<b>AMC</b>	<b>11 (3)</b>	<b>7 (10)</b>	<b>7 (9)</b>	<b>5 (4)</b>	<b>18 (17)</b>
Lawyers	9	5	7	4	15
Paralegals	2	2	0	1	3
<b>Appeal Panel</b>	<b>7 (5)</b>	<b>10 (4)</b>	<b>8 (4)</b>	<b>10 (9)</b>	<b>27 (18)</b>
Lawyers	7	8	8	9	24
Paralegals	0	2	0	1	3

The Law Society of Upper Canada  
**Q4 2013 Tribunals Office Statistics (October 1 – December 31, 2013)**

**NUMBER OF FILES AND FREQUENCY BEFORE THE TRIBUNALS**

Files heard on more than one occasion by a tribunal within a quarter are counted each time the file proceeds before the tribunal. The Yearly Total of the “No. of Files” will not equal the sum of the “No. of Files” in Q1 to Q4 because this figure excludes files that were considered in more than one quarter.

	Q1		Q2		Q3		Q4		Yearly Total	
	No. of Files	No. of Times Files Considered	No. of Files	No. of Times Files Considered	No. of Files	No. of Times Files Considered	No. of Files	No. of Times Files Considered	No. of Files	No. of Times Files Considered
<b>PMC</b>	<b>55 (81)</b>	<b>91 (147)</b>	<b>83 (73)</b>	<b>162 (126)</b>	<b>72 (63)</b>	<b>114 (106)</b>	<b>78 (49)</b>	<b>139 (72)</b>	<b>155 (142)</b>	<b>506 (451)</b>
Lawyer	44	72	72	140	60	96	68	122	129	430
Paralegal	11	19	11	22	12	18	10	17	26	76
<b>Hearing Panel</b>	<b>56 (55)</b>	<b>72 (83)</b>	<b>65 (68)</b>	<b>93 (113)</b>	<b>51 (62)</b>	<b>69 (88)</b>	<b>68 (73)</b>	<b>87 (109)</b>	<b>168 (176)</b>	<b>321 (393)</b>
Lawyer	51	62	58	81	42	55	51	64	141	262
Paralegal	5	10	7	12	9	14	17	23	27	59
<b>AMC</b>	<b>11 (3)</b>	<b>13 (6)</b>	<b>7 (11)</b>	<b>9 (13)</b>	<b>7 (10)</b>	<b>11 (12)</b>	<b>5 (4)</b>	<b>6 (7)</b>	<b>18 (18)</b>	<b>39 (38)</b>
Lawyer	9	11	5	7	7	11	4	5	15	34
Paralegal	2	2	2	2	0	0	1	1	3	5
<b>Appeal Panel</b>	<b>7 (5)</b>	<b>9 (6)</b>	<b>11 (4)</b>	<b>12 (4)</b>	<b>8 (4)</b>	<b>10 (4)</b>	<b>10 (9)</b>	<b>11 (10)</b>	<b>29 (18)</b>	<b>42 (24)</b>
Lawyer	7	9	9	9	8	10	9	10	26	38
Paralegal	0	0	2	3	0	0	1	1	3	4

The Law Society of Upper Canada  
 Q4 2013 Tribunals Office Statistics (October 1 – December 31, 2013)

**TOTAL HEARINGS SCHEDULED AND VACATED**

The number of hearings scheduled in each quarter is listed below. Files scheduled on more than one occasion within a quarter are counted each time the file is scheduled. A hearing is counted as scheduled when the date the hearing is to proceed falls within the quarter. A hearing is counted as vacated when it does not proceed on the scheduled date. Reasons for vacated hearings are noted on pages 14 - 15. The number of hearing calendar days scheduled is noted on page 16.

	Q1	Q2	Q3	Q4	Cumulative
<b>Hearing Panel hearings scheduled</b>	82 (100)	107 (131)	88 (102)	<b>108 (134)</b>	<b>384 (467)</b>
Lawyer	70	93	69	79	310
Paralegal	12	14	19	29	74
<b>All Hearing Panel hearing time vacated</b>	14 (25) 17% (25%)	23 (30) 22% (23%)	24 (20) 27% (20%)	<b>27 (28)</b> <b>25% (21%)</b>	<b>87 (103)</b> <b>23% (22%)</b>
Lawyer	13	21	19	22	74
Paralegal	1	2	5	5	13
<b>Some Hearing Panel hearing time vacated<sup>4</sup></b>	8 10%	10 9%	10 11%	<b>11</b> <b>10%</b>	<b>39</b> <b>10%</b>
Lawyer	7	9	7	7	30
Paralegal	1	1	3	4	9
<b>Appeal Panel hearings scheduled<sup>5</sup></b>	14 (8)	16 (5)	13 (6)	<b>15 (11)</b>	<b>58 (30)</b>
Lawyer	14	12	13	13	52
Paralegal	0	4	0	2	6
<b>All Appeal Panel hearings vacated</b>	1 (3) 7% (38%)	2 (1) 13% (20%)	2 (1) 15% (17%)	<b>4 (1)</b> <b>27% (9%)</b>	<b>9 (4)</b> <b>16% (13%)</b>
Lawyer	1	2	2	3	8
Paralegal	0	0	0	1	1

<sup>4</sup> This is a new statistic, no prior comparator is available.

<sup>5</sup> This includes appeal management conference motion hearings.



The Law Society of Upper Canada  
 Q4 2013 Tribunals Office Statistics (October 1 – December 31, 2013)

REASON FOR VACATED HEARINGS <sup>6</sup>								
All hearing time vacated	Q1		Q2		Q3		Q4 <sup>7</sup>	
	L	P	L	P	L	P	L <sup>8</sup>	P
Party / counsel / representative unavailable / ill	3		7	2	6	2		2
Duty counsel unavailable	2							
Licensee representative / counsel removed from record	2				1			
Licensee counsel newly retained / to retain counsel	1	1	2		2	1	5	2
Party to obtain / provide additional evidence	1		5		4	1	5	
Witness unavailable	1				1			
Request to have applications heard together	1						1	
Application / appeal abandoned	1						1	
Licensee is subject of other conduct / court matters	1		1		1			
Submissions to be made in writing	1				1			
Counsel unprepared			3				2	
Agreed statement of facts ("ASF") expected / signed			2		1		2	
Hearing completed ahead of time estimated			2		1		2	
At parties' request			1				1	
Seized panel member unavailable / ill			1				1	1
Motion abandoned			1					
Disclosure to be reviewed					1		1	
Religious holiday					2	1		
Parties require more time to prepare					1			
Matter not reached							1	
Party in custody								1
Party to bring motion							2	

<sup>6</sup> A hearing may have been vacated for more than one reason.

<sup>7</sup> This column represents the number of times the reason resulted in a vacated hearing.

<sup>8</sup> L = lawyer, P = paralegal.

The Law Society of Upper Canada  
 Q4 2013 Tribunals Office Statistics (October 1 – December 31, 2013)

Some hearing time vacated	Q1		Q2		Q3		Q4	
	L	P	L	P	L	P	L	P
ASF expected / signed	3		3				1	
Hearing completed ahead of time estimated	2	1	2	1	2		4	2
Party / counsel / representative unavailable / ill	1				1			
Seized panel member unavailable / ill	1		3				1	2
Witness unavailable			1					
Licensee's counsel unprepared			1		1			
Party to obtain / provide additional evidence					1	2		1
Party to bring motion					1	1		
Parties require more time to prepare							1	

**The Law Society of Upper Canada**  
**Q4 2013 Tribunals Office Statistics (October 1 – December 31, 2013)**

---

**CALENDAR DAYS SCHEDULED AND VACATED**

The number of hearing calendar days scheduled is listed below. Multiple hearings are often scheduled on each calendar day. A vacated calendar day is a day on which no scheduled hearings or appearances before the PMC or AMC proceeded. The day an adjournment request is heard is not counted as a vacated calendar day. For example, if a request to adjourn a hearing was granted on the first day, only the remaining days are counted as vacated. Or, if one hearing was vacated, but other hearings proceeded, that day is not counted as vacated. Some hearings and appeals were heard on the same calendar day.

Reasons for vacated calendar days are noted on page 17.

	Q1	Q2	Q3	Q4	Cumulative
<b>Number of available calendar days</b>	61 (63)	64 (63)	63 (62)	<b>61</b> (61)	<b>249</b> (249)
<b>Hearing Panel calendar days scheduled</b>	55 (60)	59 (63)	55 (57)	<b>54</b> (57)	<b>223</b> (237)
<b>Hearing Panel calendar days vacated</b>	3 (7) 5% (12%)	7 (6) 12% (10%)	6 (5) 11% (9%)	<b>3</b> (3) <b>6%</b> (5%)	<b>19</b> (21) <b>9%</b> (9%)
<b>Appeal Panel calendar days scheduled</b>	15 (9)	11 (11)	11 (12)	<b>14</b> (16)	<b>51</b> (48)
<b>Appeal Panel calendar days vacated</b>	1 (2) 7% (22%)	1 (1) 9% (9%)	1 (1) 9% (8%)	<b>4</b> (2) <b>29%</b> (13%)	<b>7</b> (6) <b>14%</b> (13%)

The Law Society of Upper Canada  
 Q4 2013 Tribunals Office Statistics (October 1 – December 31, 2013)

REASON FOR AND RESULTING VACATED CALENDAR DAYS

Reason	Q1	Q2	Q3	Q4 <sup>9</sup>
ASF expected / signed	1-1			1-1
Witness unavailable	1-1			
Party to bring motion	1-1			2-2
Party / counsel / representative ill / unavailable	1-1	2-2	4-4	
Party to obtain / provide additional evidence	1-1		1-1	2-1
Licensee counsel newly retained / to retain counsel	1-1			1-1
Duty counsel unavailable	1-1			
Seized panel member unavailable / ill		5-4		2-1
Hearing completed ahead of time estimated		2-1		2-2
Licensee's counsel unprepared		1-1	1-1	1-1
Motion abandoned		1-1		
Parties require more time to prepare			1-1	
Hearing to continue in writing			1-1	
Appeal abandoned				1-1
Disclosure to be reviewed				1-1
Request to have applications heard together				1-1

<sup>9</sup> The first figure in this column represents the number of times a panel accepted this reason. The second figure represents the resulting vacated calendar days. The number of calendar days vacated shown on this page may be greater than the calendar days vacated as reported on page 16 because more than one matter may have been scheduled to be heard on the same day and all were vacated; so one calendar day may have been vacated for more than one reason and for more than one matter.

The Law Society of Upper Canada  
 Q4 2013 Tribunals Office Statistics (October 1 – December 31, 2013)

**PARTIES' ADJOURNMENT REQUESTS**

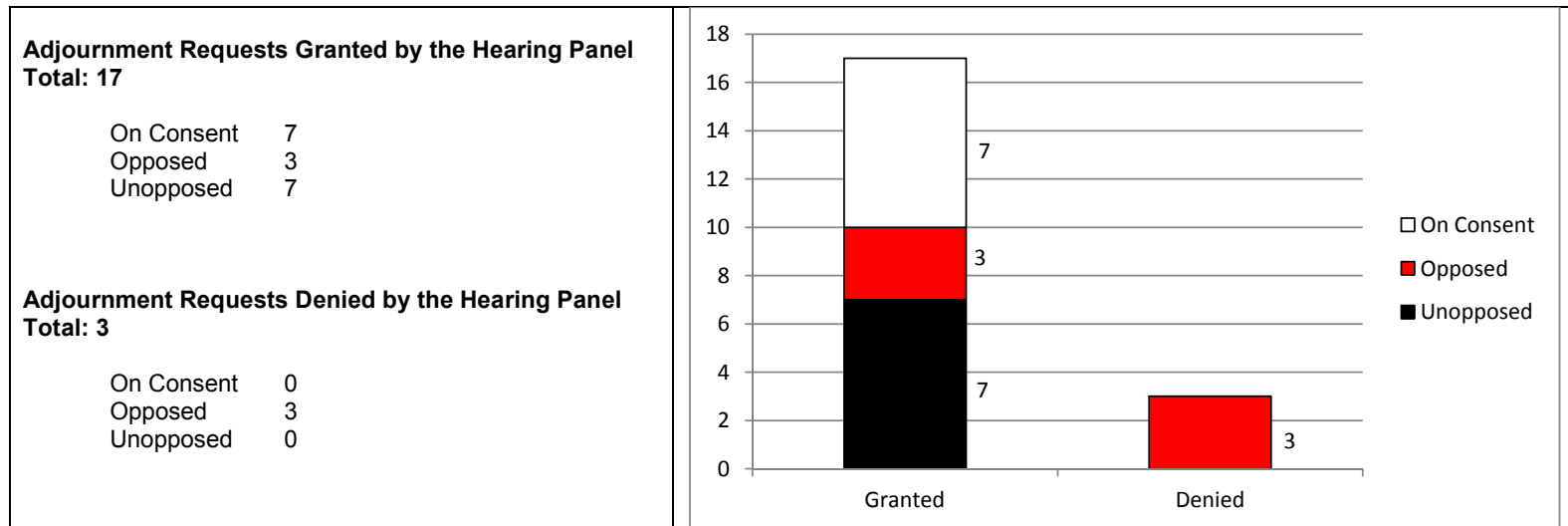
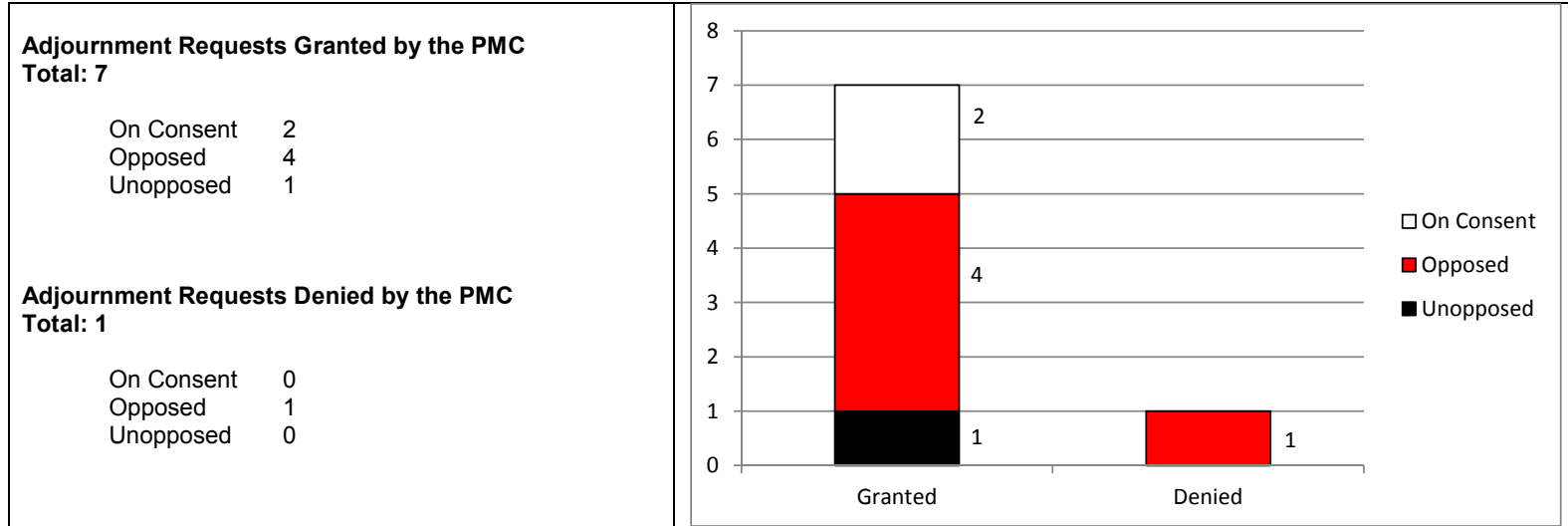
The following table lists the number of adjournment requests to Law Society tribunals in this quarter. Adjournment requests reported below may relate to matters scheduled to be heard during this quarter or in a subsequent quarter.

Adjournment request made to		Requests								
		Q1		Q2		Q3		Q4 <sup>10</sup>		Cumulative
		L	P	L	P	L	P	L	P	
<b>PMC</b>	Granted	4 (10)	1 (2)	10 (16)	1 (2)	13 (7)	1 (0)	7 (11)	3 (0)	40 (48)
	Denied	1 (1)	1 (0)	0 (2)	0 (0)	1 (3)	0 (0)	1 (2)	1 (0)	5 (8)
<b>Hearing Panel</b>	Granted	6 (11)	0 (2)	11 (12)	2 (5)	7 (12)	2 (2)	17 (13)	2 (0)	47 (57)
	Denied	2 (2)	0 (1)	0 (1)	1 (4)	0 (1)	0 (1)	3 (3)	0 (1)	6 (14)
<b>AMC</b>	Granted	1 (1)	0 (0)	0 (1)	0 (1)	2 (0)	0 (0)	0 (0)	1 (1)	4 (4)
	Denied	0 (0)	0 (0)	0 (0)	0 (0)	0 (0)	0 (1)	0 (0)	0 (0)	0 (1)
<b>Appeal Panel</b>	Granted	0 (1)	0 (0)	0 (0)	0 (0)	0 (0)	0 (0)	0 (0)	0 (0)	0 (1)
	Denied	0 (0)	0 (0)	0 (0)	0 (0)	0 (0)	0 (0)	0 (0)	0 (0)	0 (0)

<sup>10</sup> L = lawyer, P = paralegal.

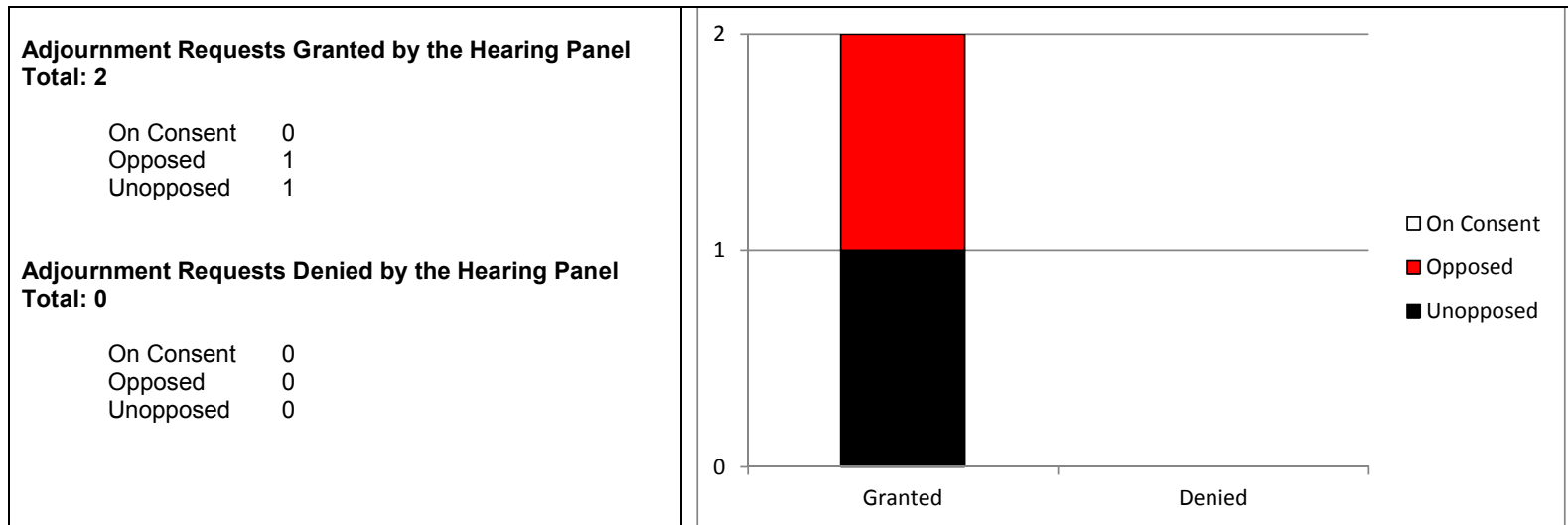
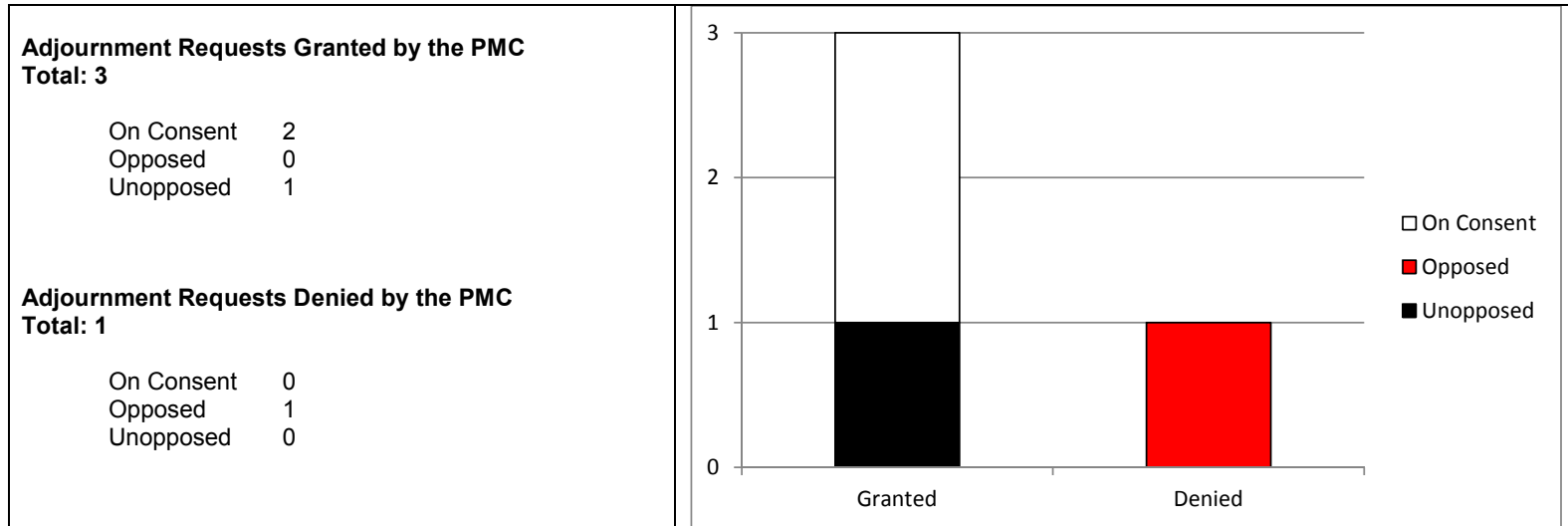
The Law Society of Upper Canada  
 Q4 2013 Tribunals Office Statistics (October 1 – December 31, 2013)

**PARTIES' POSITION ON ADJOURNMENT REQUESTS (LAWYER MATTERS)**



The Law Society of Upper Canada  
 Q4 2013 Tribunals Office Statistics (October 1 – December 31, 2013)

**PARTIES' POSITION ON ADJOURNMENT REQUESTS (PARALEGAL MATTERS)**



The Law Society of Upper Canada  
 Q4 2013 Tribunals Office Statistics (October 1 – December 31, 2013)

TRIBUNAL REASONS PRODUCED AND PUBLISHED<sup>11</sup>

	Q1	Q2	Q3	Q4	Cumulative
<b>Written reasons produced</b>	41 (35)	31 (38)	34 (32)	<b>36 (39)</b>	<b>142 (144)</b>
Lawyer	36	28	28	33	125
Paralegal	5	3	6	3	17
<b>Written reasons published</b>	37 (35)	36 (25)	34 (36)	<b>36 (23)</b>	<b>143 (119)</b>
Lawyer	33	32	30	31	126
Paralegal	4	4	4	5	17
<b>Oral reasons produced</b>	20 (24)	20 (23)	16 (29)	<b>27 (34)</b>	<b>83 (110)</b>
Lawyer	16	19	14	25	74
Paralegal	4	1	2	2	9
<b>Oral reasons published</b>	16 (23)	17 (7)	0 (28)	<b>12 (7)</b>	<b>45 (65)</b>
Lawyer	15	13	0	11	39
Paralegal	1	4	0	1	6

<sup>11</sup> The number of reasons produced does not equal the number of reasons published because some reasons produced in a quarter may not be published or will be published in a subsequent quarter.